



3939 Nearing Lane ■ Decatur, IL 62521 ■ (217) 423-7708
www.maconcountyconservation.org

Macon County Big Tree Search

Have a tree in mind? Fill out the form below and Macon County Conservation District staff will check out your findings. The largest tree of each species nominated will be placed on the Official Register of Macon County Big Tree Champions and if eligible, forwarded for consideration in State and National competitions.

To qualify, your tree must have a **permanent woody stem** that is at least **9 ½ inches in circumference** (distance around the outside of the trunk) at a point 4 ½ feet above the ground, a **distinct crown of foliage** (leaves), and **height of at least 13 feet**.

Submissions are due by **August 1** each year. Champions will be announced the following April.
Submissions received after August 1 will be processed the next year.

Tree Nominating Form

One tree per form. You may photocopy this portion as needed.

Please fill in as completely as possible and return to: Macon County Conservation District, 3939 Nearing Lane, Decatur, IL 62521 OR email it to mccd@maconcountyconservation.org (subject line "Big Tree Search")

Tree Species (common name is ok) _____

Location: Street Address _____

OR Township: _____ **Range:** _____ **S:** _____ ¼ _____ ¼ _____

Other information to aid in tree location (directions, landmarks, GPS, etc.). Attach a map if necessary: _____

Nominator's Name _____

Address _____

Phone _____ Email _____

Tree Owner's Name (if different) _____

Address _____

Phone _____ Email _____

Historical data (when planted, by whom, etc.) and other remarks: _____

Office Use Only

C _____ D _____ By _____
S _____ C _____ ft (_____ in)
TP _____ SP _____ NP _____ H _____ W _____
GPS (dec deg) _____ Pic _____

Tree Measurements **To Be Completed by Nominator** (see reverse for measurement information)

Date Measured _____ By Whom _____

Circumference _____ feet, _____ inches Measured at: ☐ 4 ½ feet above ground ☐ Other _____

Height _____ feet Average Crown Width _____ feet

Pictures are highly recommended and helpful in determining location. Included? ☐ Yes ☐ No

How to Measure a Tree for the Big Tree Search

To measure your tree, you will need a tape measure and something to mark locations on the ground. It helps to have a partner to assist.

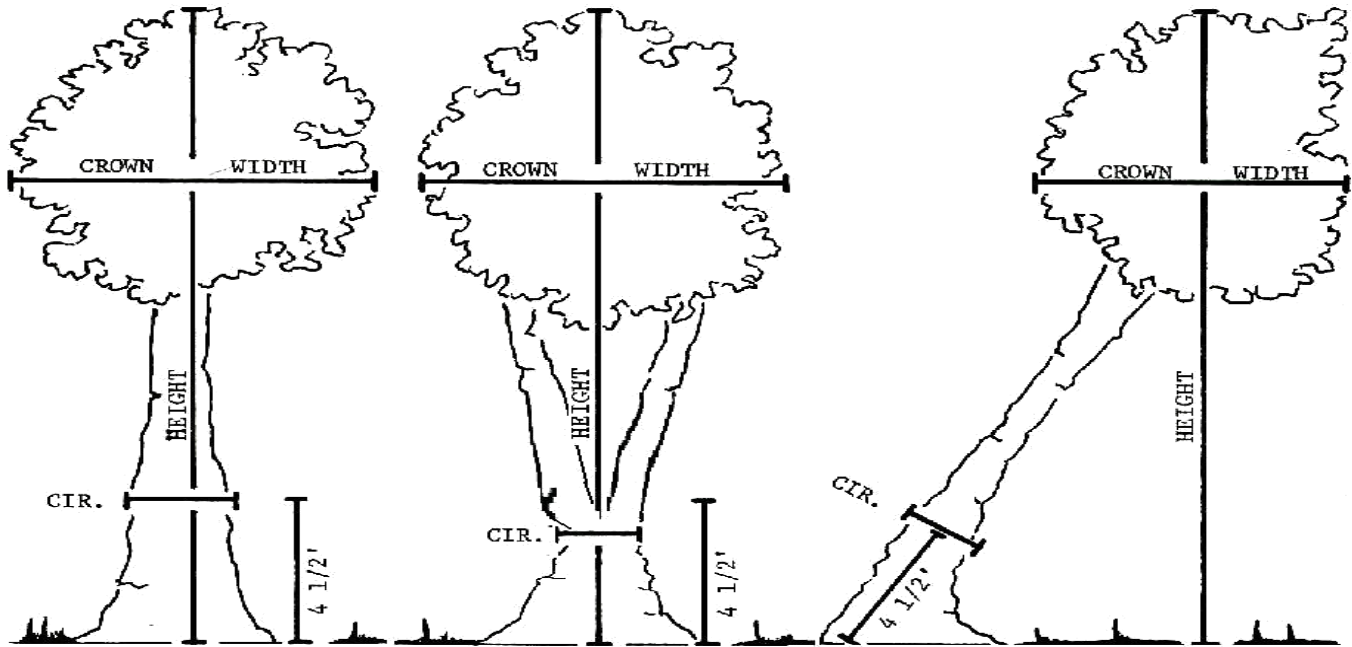


Figure 1

Circumference of the tree is the distance around the trunk. It is measured to the nearest inch. Wrap a tape measure around the trunk at a point 4 ½ feet above the ground (Figure 2). If a branch is located at this point, or the tree forks below it (Figure 3), measure it at the nearest possible point *below* the branch/fork and make a note of this height.

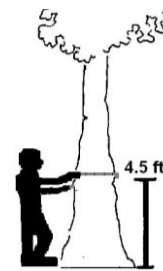


Figure 2

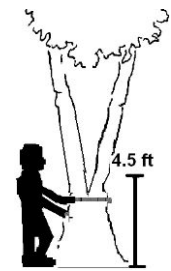


Figure 3

Height is the vertical distance from the ground to the highest part of the tree. If the tree leans, its topmost branches may not be vertically over the base of the tree (Figure 1, above). Give your best estimate to the nearest foot.

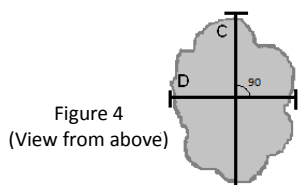


Figure 4
(View from above)

Crown Width can be outlined for measurement on the ground by placing markers on the ground directly below the outermost leaves. First measure the crown width where it is widest (**C**), then at a 90° angle to that line (**D**) (Figure 4). The average of these two widths is the average crown width (**W**). $\frac{C + D}{2} = W$ Round to the nearest foot.

Once we have your measurements, we'll assign your tree a point value using the formula provided by the American Forestry Association's National Register of Big Trees. The total circumference in inches is added to the total height in feet, plus one-quarter of the average crown width measured in feet. This gives a single number representing overall size, with circumference (**C_{in}**) as the major factor (weighted by measurement in inches), followed by height (**H_{ft}**) in feet and one-quarter the crown width (**W_{ft}**) in feet. $C_{in} + H_{ft} + \frac{1}{4}W_{ft} = \text{Total Points}$

For example: The largest tree in Macon County of any species is a Silver Maple with 339 points! The distance around its trunk is 18 feet 10 inches (or 226 inches), it is 91 feet tall, and has a crown width of 87 feet:
 $226 + 91 + \frac{1}{4}(87) = 339$

For more information on measurement or national and state programs:

National Big Tree Registry: www.americanforests.org/resources/bigtrees/
 Illinois Big Tree Register: web.extension.illinois.edu/forestry/il_big_tree.html